

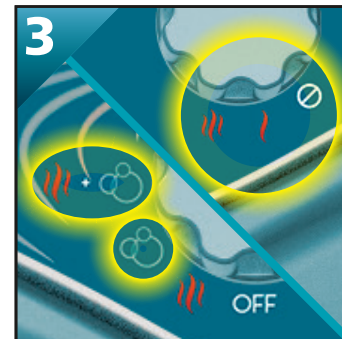
# Wahl® Therapeutic Heated Foot & Ankle Spa Quickstart Guide



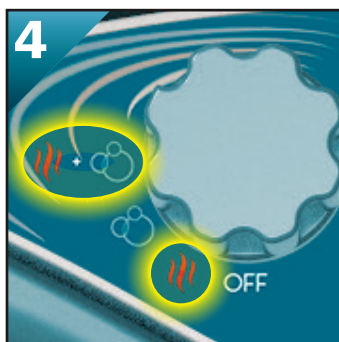
Make sure the unit is unplugged before filling with warm water.




Plug unit in, sit down, and place your feet in the unit.



Turn the right knob to select your desired temperature setting. Turn the left knob to 1 or 3 for heating.



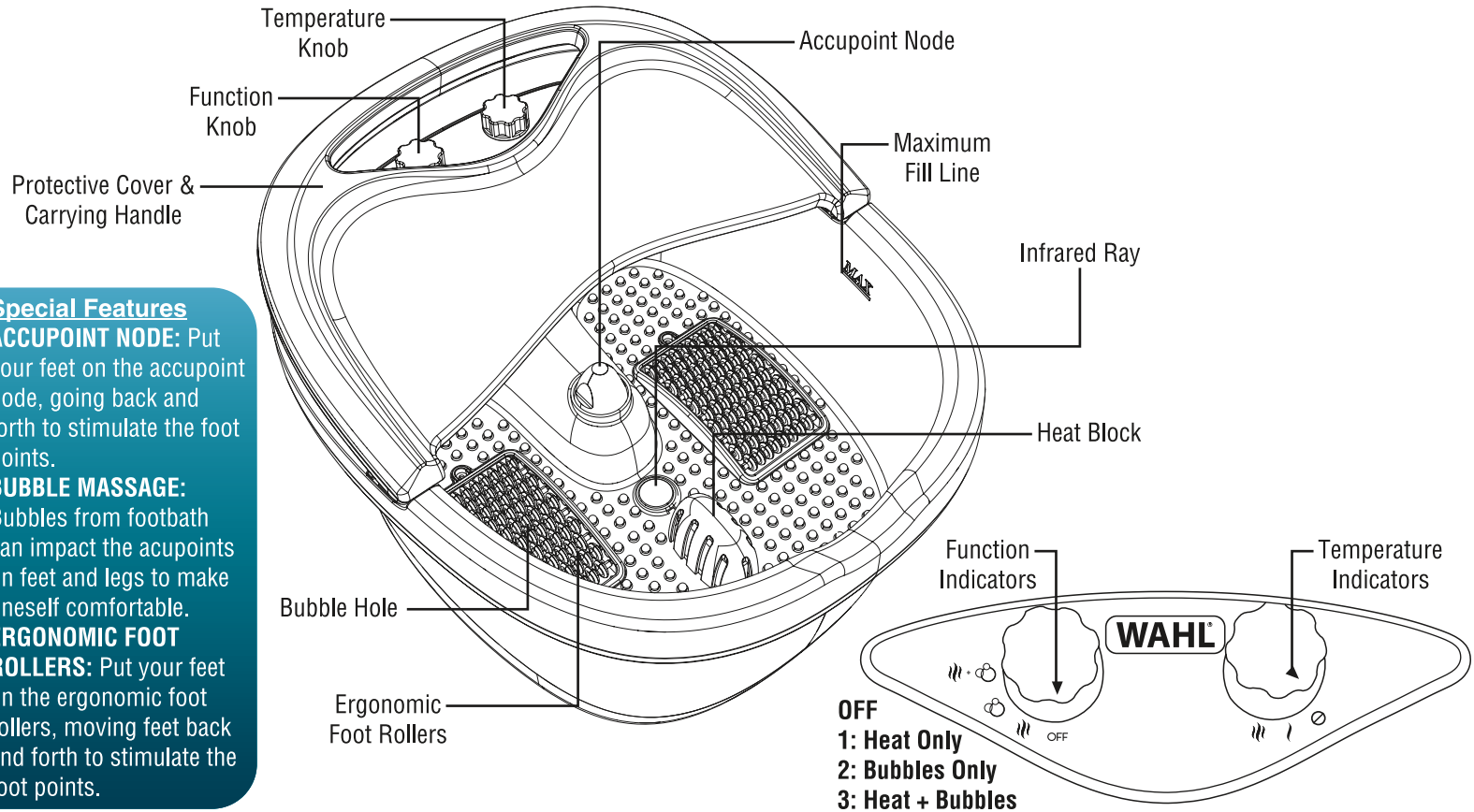
Turn the left knob to 2 or 3 to turn bubbles on.



Move your feet forward and backward over the rollers. You can also massage on the accupoint node. *See SPECIAL FEATURES.*

Additional information available at [massagers.wahl.com](http://massagers.wahl.com) or 1-800-767-9245.

# Wahl® Therapeutic Heated Foot & Ankle Spa Key Features



If you are not satisfied with your Wahl Heated Foot & Ankle Spa, please feel free to contact us at [massagers.wahl.com](http://massagers.wahl.com) or 1-800-767-9245.